



Plan proposal and working method

Together we go through the designed plans. We use our knowledge and expertise to give you customised advice fitting within the framework you desire.



Business agreements

We always keep our word and we expect the same from you, as our client. Making and recording business agreements are an essential part in our opinion.



Work preparation and time planning

The projects are prepared from A to Z. This contributes to an effective and efficient execution of the project.



Kick-off meeting

All preparations are finalised and the execution is about to commence. We summarise everything one more time during the kick-off meeting so all stakeholders are aware of what is expected from all parties involved.



Visualisation and execution

It often occurs that the design and the actual situation do not correspond. For that reason, the main lines in the landscape are visualised by means of GPS-coordinates and possibly adjusted in consultation with the architect.



Progress monitoring

Once the project started, it is of major importance that the progress is monitored and discussed. This takes place during the weekly construction meeting.



Delivery

During the delivery, we go through the work performed, together with you. All possible comments will be collected and handled in an appropriate manner.



Grow-in

After the formal acceptance, we would like the landscape to develop as agreed. That is the reason we prepare a customised Grow-in plan.




Advice sustainable maintenance

After the Grow-in phase, the landscape continues to develop. We are happy to advise you on a sustainable maintenance strategy.




Golf club Rinkven

 Antwerp
Renovation and rerouting



Extensive renovation and rerouting of six holes. Golf club Rinkven competes in the top 10 of Belgian golf courses. *Architect: Hawtree*


Golf course The Links Valley

 Ermelo
Realisation 9-holes golf course



Realisation of a 9-holes reversible golf course on the Veluwe near Ermelo. 10 greens, 46 tees, 9 fairways and an extensive practice facility have been realised on a surface of 26 hectares. The unique and creative design of architect Infinite Variety Golf Design makes it possible for the course to also be played reversible. With height differences up to no less than 20 metres and links-like surroundings, the players imagine themselves being on a links-course in Scotland. *Architect: Infinite Variety Golf Design*


Golf course D'Hulencourt


 Genappe (B)
Renovation 9-holes golf course



Realisation of tees, fairways, green surroundings and bunkers. The bunkers were provided with a new concept called: BunkerMat. The project also included the renewal of the entire drainage and irrigation system. BunkerMat is designed to hold sand on steeper bunker slopes and to limit the migration of fines from the subsoil rising to the base of the bunker. *Architect: Infinite Variety Golf Design*

Golf course Zuid-Limburgse Golf & Country Club

 Gulpen-Wittem
Renovation of the entire course



The originally realised plan has been completely renovated in 6 phases by SBA Golf & Groen in collaboration with architectural firm Hawtree. The first 9-holes were also designed by Hawtree architects in 1956. The second 9-holes were designed in a later phase by architect Paul Rolin. This renovation has repaired the roots of the Zuid-Limburgse Golf & Country Club. *Architects: Hawtree and Paul Rolin*